



Open Schooling Horsemanship Meet

Competing ... Naturally



Event Guide

July 29-30, 2006
Hosted by
Spring Willow Farm
18 Blackstone Street
Mendon, MA

Open Schooling Horsemanship Meet
c/o Spring Willow Farm
18 Blackstone Street
Mendon, MA 01756



Join the Fun!!

The Open Schooling Horsemanship Meet, sponsored by the AAPH_{NE}, offers a unique opportunity to *expand knowledge* and *test skills* while exploring the use of natural equine behavior laws as they relate to horsemanship. AAPH_{NE} welcomes all, regardless of natural horsemanship method or discipline.

The Meet combines demonstrations and evaluations into one fun event! You can participate, watch others, learn, discuss, and get feedback all in one weekend. Classes are structured to focus on the progression of the human and equine as a team in harmony. Exhibitors get the opportunity to assess their horsemanship without compromising their horsemanship training.

Spectators Welcome!

Sat., July 29 ~ 8:00 AM		Sun., July 30 ~ 8:00 AM
Welcome Address		Welcome Address
Category Presentations (AM/PM)		Demonstrations
Evaluator Orientations and Category Try Its (AM/PM)		Category of Progression Evaluations
Show & Tell (PM)		Roundtable Discussion
Roundtable Discussions		Frolic and Romp Classes
Buffet Dinner (5:30 PM)		Freestyle Classes

**Vendor Fair
Raffles!**

WHAT IS an *Evaluator Orientation*? ...A chance to become familiar with the evaluation process and newly modified forms. As part of the new format, all Category of Progression participants will be scheduled as evaluators, helping to strengthen observation skills and gain new perspectives of horse/handler interactions.

WHAT IS a *Category Try It*? ...An opportunity to **try** one or more categories, either in part or entirety, as an introduction or refresher. Although the progression of categories serves a specific purpose, participants may enter the Try It classes in any order. Try It participants may also receive feedback on their session as part of evaluator orientation.

WHAT IS a *Roundtable Discussion*? ...A walk-in, moderated discussion group (for exhibitors, spectators, evaluators, staff) in which to share practices, experiences, information, and challenges with each other in a facilitated setting.

WHAT IS a *Show & Tell*? ...A 5-10 minute informal presentation of whatever you'd like to share with others, can be with or without your horse.

~ About AAPH_{NE} ~

In 2004, a few individuals in New England with a common interest in the understanding and application of the natural laws of the horse gathered together to form a new organization. Providing an umbrella of learning, the New England chapter of the American Association for the Progression of Horsemanship (AAPH_{NE}) welcomes those with similar interests regardless of natural horsemanship method or discipline.

AAPH_{NE} seeks to:

- Foster fundamental knowledge of the natural laws, movements, communication, and biomechanics of horse and handler.
- Offer a forum for learning, sharing, and applying these laws to horsemanship regardless of natural horsemanship method or discipline.
- Offer a form of competition that recognizes and evaluates the application of this foundation and focuses on individual horse/handler achievement.

In July 2004, the 1st Horsemanship Meet was held in Mendon, MA and provided participants with the opportunity to assess their horsemanship without compromising their natural horsemanship training. As future events are being planned, the New England chapter of AAPH (AAPH_{NE}) invites all those interested in sharing this new and exciting journey!

**All are welcome at
Monthly Meetings**



**Become a Member
Discounts & More**

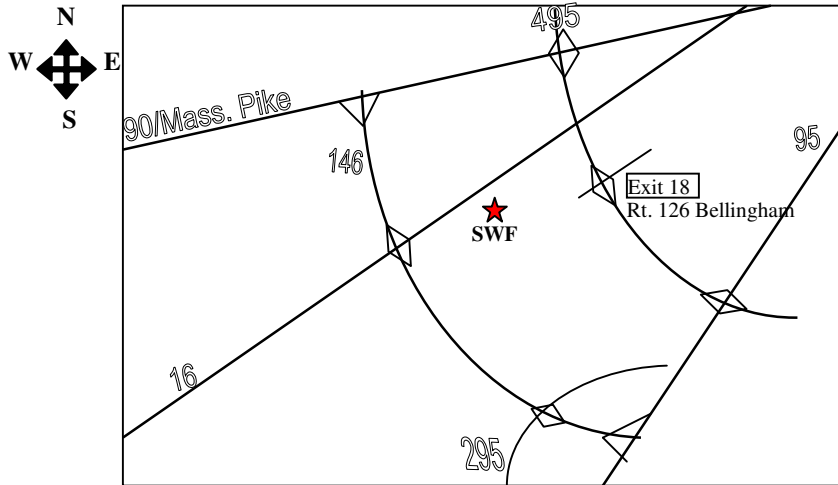
For more information about upcoming activities and membership benefits, visit the website at www.aaphorsemanship.org

If you do not have access to the Internet and wish to receive mailed information, call Karen Noble at (508) 529-3195.

Let us know what you think! Your input will help develop future events.

- Ⓞ Drop off your suggestions at any time during the event.
- Ⓞ Fill out an evaluation form.
- Ⓞ Email info@aaphorsemanship.org.

~ Directions ~



From the West – Route #16

- ◆ In Mendon, turn right onto Emerson Street (1st right after Country Hill Plaza).
- ◆ At end, turn right onto Blackstone Street.
- ◆ 2nd driveway on left.

From the East – Route #16

- ◆ In Mendon, ^{turn} left onto Main Street (Extra-Mart on left at traffic light).
- ◆ Bear left at stop sign in Mendon center.
- ◆ Take first right onto Blackstone Street.
- ◆ 5th driveway on left.

From North/South (Route 495) or Route #126

- ◆ Take exit #18 off Route 495. At end of ramp, turn left onto Rt. 126. At light (2nd from the North, 3rd from the South; Dunkin Donuts on left), go straight onto Hartford Avenue toward Hopedale – do not turn left to follow Rt. 126.
- ◆ At intersection with Rt. 140, go straight across and follow toward Mendon.
- ◆ After passing George Street (on right), take 1st left onto Blackstone Street (before Mendon Center).
- ◆ 5th driveway on left.

CLASS LIST

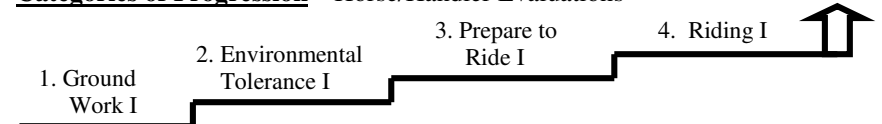
SATURDAY

Category Try Its – Chance to Explore the Categories

- | | |
|------------------------------|----------------------|
| A. Ground Work I | C. Prepare to Ride I |
| B. Environmental Tolerance I | D. Riding I |

SUNDAY

Categories of Progression – Horse/Handler Evaluations



After a team meets or exceeds the minimum score, they are encouraged to enter the next Category of Progression. A team may also re-enter a category for continued improvement within that category.

Freestyle Classes – Applying skills in a practical way

- | | |
|----------------------|-----------------------|
| 5. Obstacles-In-Hand | 8. Figures-Mounted |
| 6. Figures-In-Hand | 9. Mix It Up - w/t |
| 7. Obstacles-Mounted | 10. Mix It Up - w/t/c |

Frolic & Romp Classes - Fun and Games

11. Water Relay
12. Capture the Flag Relay

- ✓ Arenas/Footing - pens and fenced sand or grass arenas
- ✓ Awards – Category Try It prizes will be awarded to each participating exhibitor. Category of Evaluation patches will be awarded based on evaluation score. Each Freestyle and Frolic & Romp class will be awarded a prize and six (6) ribbons and presented at end of class.

FEES

SATURDAY

Category Try It	\$20 mem / \$25 non-mem per class
Schooling Fee	\$20 per horse not entered in classes
Dinner	\$10 per person

SUNDAY

Category Evaluation	\$30 mem / \$40 non-mem per class
Freestyle Class	\$10 per class
Frolic & Romp	\$5 per class
Schooling Fee	\$20 per horse not entered in classes

OTHER

Post-entry fee	\$10 per entry postmarked after 7/19/06
Stall Stabling	\$65 mem / \$75 non-mem per stall
Pasture Stabling	\$40 mem / \$50 non-mem per pasture pen
Onsite Camping	\$20 per camping unit for the weekend
Vendors/Sponsors	\$ fees vary; see Sponsorship form for details

Make checks payable to: **AAPH NE**

~ Rules and Regulations ~

Entries

1. Every class offered herein is covered by the rules and specifications printed in this program and will be conducted and evaluated in accordance therewith.
2. It is the responsibility of the exhibitor to read and understand the rules and class/division requirements and qualifications before entering any classes.
3. Exhibitors agree to abide by all rules and regulations in effect or later adopted and further agree that failure to comply will result in the forfeiture of all entry fees and expulsion from the show grounds.
4. The meet management ("Management") reserves the right to vary or change show officials or evaluators, to decline any entry and cancel, divide, combine, or move classes when deemed necessary to facilitate the smooth running of the show. Classes may be split Jr./Sr. as entries warrant.
5. Pre-entries close July 19, 2006. Post entries will be charged a fee of \$10 per entry. Post entries for Category of Progression evaluations will be accepted only as space allows. Pre-registered participants may add classes during the meet as space allows and will not be charged a post-entry fee.
6. To obtain an individual Category of Progression schedule, visit www.aaphorsemanship.org or call (508) 473-8630, from 7:30 – 9:00 p.m. on Wednesday, July 26, only.
7. Writers of returned checks will be charged a \$25 fee.
8. Refund for entry fees (less Administration fee of \$25.00) will **only** be made if request is received before post-entry date, and if accompanied by a veterinary or physician's certificate.
9. All entries must be accompanied by payment – no exceptions! Telephone, fax, and email entries will **not** be accepted.
10. All entries must show proof of negative coggins test (drawn within 12 months of show) that matches horse's show name.
11. All awards are based on a horse/handler team.
12. Management decisions are final.
13. At Management's discretion, horse/handler teams may be restricted from classes for safety concerns. Management may also restrict equipment as necessary.
14. Schooling is permitted in authorized areas only. Courteous behavior is expected from all exhibitors and trainers. No lunging of horses is permitted anywhere on the property.
15. All horses using provided stabling must adhere to the rules as listed under *Stabling*.
16. Drinking of alcoholic beverages by anyone while exhibiting or mounted at any time is prohibited.

~ Hotels ~

The following area hotels are approximately 5-7 miles from Spring Willow Farm.

- ◆ Holiday Inn Express, 50 Fortune Blvd., Milford 508.634.1054
- ◆ Fairfield Inn and Suites, 1 Fortune Blvd., Milford 508.478.0900
- ◆ Courtyard by Marriott, 10 Fortune Blvd., Milford 508.634.9500
- ◆ Days Inn Milford, 3 Fortune Blvd., Milford 508.634.2499
- ◆ Radisson Hotel, 11 Beaver Street, Milford 800.333.3333 / 508.478.7010
- ◆ Taje Inn, 24 Beaver Street, Milford 800.322.8243
- ◆ Quaker Inn, 442 Quaker Highway, Uxbridge, 01569 888.355.7200

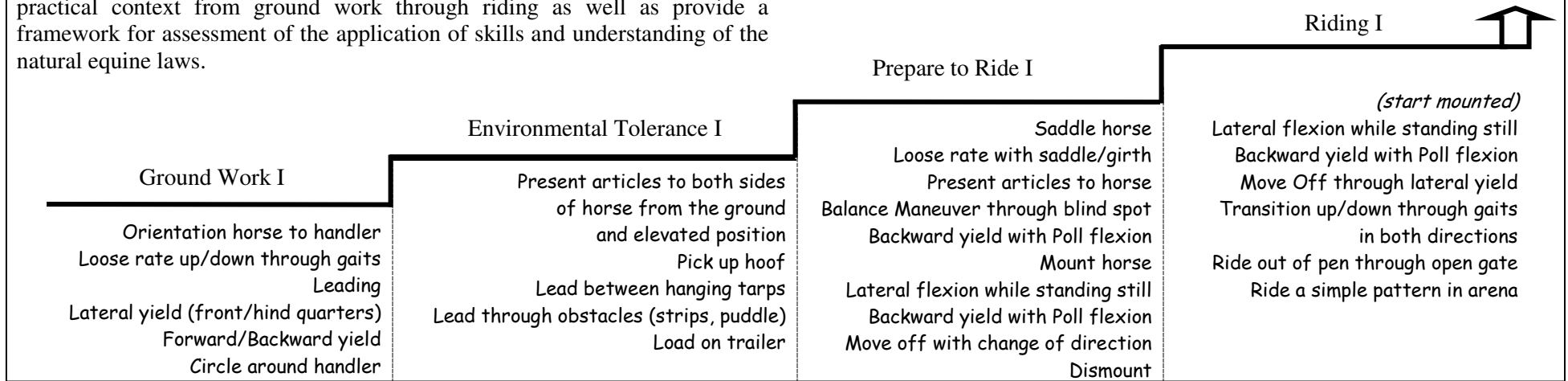
~ Stabling and Camping ~

Limited, temporary weekend stabling and onsite rough camping will be provided on a first-paid, first-serve basis. To reserve stabling on premises, complete the stabling information on the entry form and return with full payment. Check-in for stabling opens at 4:00 PM on Friday, July 28.

- Stall stabling – \$65 members / \$75 non-members per stall. The fee includes 2 bags of bedding, daily cleaning, and access to water.
- Pasture stabling – \$40 members / \$50 non-members per pen. The fee includes an electrified fenced pen (approx. 50ft.x50ft.) and access to water. Requests for multiple horses per pen must be pre-approved by calling Lorna at (508) 473-8630.
- Overnight camping for handlers and other personnel is allowed. \$20 per camping unit (tent, tag-a-long, RV, trailer w/ LQ). No hookups or showers are available onsite.
- Stabling locations are assigned at the discretion of meet management.
- All stabling reservations must indicate horse's name. Due to limited space, no tack stalls may be reserved.
- If canceling a reservation, notification must be received by **Monday, July 24** to be eligible for a refund.
- Stabling will be available from **4:00 p.m. Friday, July 28** to completion of the meet.
- Owners must provide horse's feed and buckets. Owners may bring additional bedding if desired.
- A vet and farrier will be on-call. There will be staff on property 24 hours/day.

Categories of Progression™

The categories put the working relationship between equine and handler into a practical context from ground work through riding as well as provide a framework for assessment of the application of skills and understanding of the natural equine laws.



Category of Progression Evaluations

- The Categories of Progression present a sequence that relies on building a strong foundation in one category before progressing to the next.
- Horse/handler teams are observed and rated by a panel of evaluators as the team performs certain tasks. For each task, using eight (8) areas of consideration and three (3) standards of measure, evaluators assign three scores based on a scale of 0 (low) to 8 (high) – one for horse, one for handler, and one for horse/handler team.
- When a horse/handler team achieves a score of 75% or higher, the team receives an achievement award/patch for that category. The team is encouraged to enter the next category in the progression.
- If a team achieves a score between 50% and 74%, inclusive, the team may move on to, at most, one subsequent category at this meet. This is to give the team the opportunity to try the next step.
- Recognizing the importance of ending a working session with a horse on a positive note, each horse/handler team will be allowed, as needed, some time after their evaluation ends to reach a constructive conclusion for their session before leaving the pen/arena.
- Category achievements are solely associated with a specific horse/handler team and may not be transferred to other team combinations (different horse or handler).
- As schedules allow, exhibitors may re-enter a category for continued improvement within that category.
- All Category of Progression exhibitors will also participate as evaluators. Evaluator Orientations provide guidance and familiarity with the process.

For more details about Categories of Progression, scoring, and sample score sheets, visit www.aaphorsemanship.org or if you do not have internet access, you may request copies of website material by calling (508) 529-3195.

Sample from Evaluation Form

Standards of Measure & Considerations ~ Horse

Standards of Measure & Considerations ~ Handler

Standards of Measure & Considerations ~ Horse/Handler Team

Horse				Handler				Horse/Handler Rapport																		
Standards of Measure				Standards of Measure				Standards of Measure																		
0	1	2	3	4	5	6	7	8	0	1	2	3	4	5	6	7	8	0	1	2	3	4	5	6	7	8
insecure/fearful			shows some willingness			secure			tentative			comfortable			confident/respectful			horse controls space			space uncontested			handler controls space		
resentful			somewhat braced			willing			aggressive			assertive			dear request			disconnected energies			inconsistent energy link			working as one		
disregards request			horse needs support, but was respectful			responds to intent			undear request			adequate biomechanics			fluid biomechanics			inharmonious			tasks achieved with support			harmonious		
confidential braced						moves without braced			awkward/ineffective biomechanics			obvious application of pressure			applies pressure through subtle direction/intent									subtle and consistent energy link		
Considerations			Task Score	Considerations			Task Score	Considerations			Task Score															
Handling of Request	Awareness to Handler	Biomechanics of Movement		Presentation of Request	Pressure Application	Biomechanics of Movement		Spatial Relationship		Energy Link																

~ Freestyle and Frolic & Romp Classes ~

These classes afford competitors the opportunity to try a fun application of skills, based on the Categories of Progression. Mounted classes may be performed in any tack, excluding prohibited action devices listed under *Rules and Regulations - Attire and Appointments* (pg. 4). In-Hand classes may be performed with halter or neck rope.

Freestyles (Applying skills in a practical way)

- ❑ **Obstacles** (Class #5, #7)– From a total of 12 obstacle opportunities, competitors will perform three (3) mandatory tasks and three (3) additional tasks **of their choice** within a maximum allowed time. Obstacles may include serpentine, backing between poles or on a figure, approaching and moving an object (bucket, mail in mailbox, etc. puddle or bridge).
- ❑ **Figures** (Class #6, #8) – Competitors will perform individually demonstrating defined figures.
- ❑ **Mix It Up** (Class #9, #10) – Competitors perform in the arena together through paces, changes of direction, and halts, with the focus on precision and obedience.

Frolic & Romp (Fun way to end the day!)

You may enter these classes as In-Hand or Mounted.

- ❑ **Water Relay** (Class #11) – Relay teams will be created by show management from the entries. Competitors will transport water in a cup from one teammate to another using a posted pattern. The relay team with the most water in the cup after all teammates have participated wins the relay.
- ❑ **Capture the Flag Relay** (Class #12) – Relay teams will be created by show management from entries. Competitors will travel a set course collecting flags in a particular order from various locations on the course. Before the class begins, each team will determine which flags each of their members will be retrieving. Relay teams will compete on a prepared course for this timed class.



~ Rules and Regulations ~ (continued)

Attire and Appointments

Selection and use of equipment must be in keeping with the nature of the meet and the philosophy on which it is based.

17. Tack associated with any discipline is acceptable.
18. Use of the following action devices is prohibited: martingales, draw reins, side reins, flash/drop/figure-8/crank/cable nosebands, crops, quirts, whips, sticks, bit burrs, spurs.
19. Use of clickers, treats, or voice is not permitted in any class.
20. All riders are required to wear ASTM approved helmets with a harness whenever mounted.
21. All handlers must wear appropriate footwear (no sandals or sneakers).
22. Minimum attire includes: proper footwear, gloves, helmet (when mounted), and a neat appearance.

General

23. Due to insurance requirements, please leave your dog at home.
24. NO SMOKING inside the barnyard gate including in and around the barn, barnyard, paddocks, parking, and spectator areas.
25. Neither AAPH_{NE}, Spring Willow Farm, nor their employees or agents will be held liable for injury, theft, or damage to any person, property, or animal.
26. Abusive behavior to horse, spectator, competitor, parent, trainer, ring master, evaluator, or show committee is cause for IMMEDIATE REMOVAL ☺ from show grounds, with no refund.

Safety
Safety

Fun
Fun

Learning
Learning